

MODEL	CHS2-29.9K-T4-X	CHS2-30K-T4-X	CHS2-40K-T5-X	CHS2-50K-T6-X	CHS2-63K-T6-X
DC Input					
Max. PV Array Power [Wp]@STC	59800	60000	80000	100000	126000
Max. DC Voltage [V]			1000		
MPPT Voltage Range [V]			180 ~ 850		
Rated DC Voltage [V]			600		
Start Voltage [V]			200		
Max.DC Input Current [A]	4*45		5*45	6*45	
Max.DC Short Circuit Current [A]	4*56.5		5*56.5	6*56.5	
Number of Strings per MPPT	2		2	2	
Battery Parameters					
Battery Type			LiFePO4		
Rated Energy [kWh]			100.3		
Max.Charging/Discharging Current [A]			140		
AC Output [On-grid]					
Rated AC Power [W]	29900	30000	40000	50000	63000
Max.Apparent Power[VA]	29900	33000	44000	55000	63000
Rated Output Current[A]@230V	43.3	43.5	58.0	72.5	91.3
Max. Output Current [A]@230V	43.3	47.9	63.8	79.8	91.3
Rated AC Voltage [V]			3+N+PE/ 3+PE, 380/ 400		
Rated Output Frequency/Range [Hz]			50,60/45 ~ 55,55 ~ 65		
Power Factor [cos φ]			0i - 1 - 0c		
Total Harmonic Distortion [THDi]			<3%		
AC input [On-grid]					
Rated AC Voltage/Range [V]			3+N+PE/ 3+PE, 380/ 400		
Rated Output Frequency [Hz]			50,60		
Max. Input Current [A]			150		
AC Output [Back-up]					
Max.Output Power [VA]	29900	33000	44000	55000	63000
Peak Output Apparent Power [VA]	29900	45000,5s	60000,5s	75000,5s	75000,5s
Rated AC Voltage [V]			3+N+PE/ 3+PE,380/ 400		
Rated Output Frequency/Range [Hz]			50,60/45 ~ 55,55 ~ 65		
Output THDv (@ Liner Load)			<3%		
AC Input [Generator]					
Max. Input Power [W]	29900	30000	40000	50000	63000
Max. Input Current [A]@230V	43.3	43.5	58.0	72.5	91.3
Rated Input Voltage [V]			3+N+PE/ 3+PE,380/ 400		
Rated Input Frequency/Range [Hz]			50,60/45 ~ 55,55 ~ 65		
Efficiency					
Max. Efficiency			98%		
Euro Efficiency			97.3%		
Max. Battery to AC Efficiency			96.0%		
Protection					
PV Reverse Polarity Protection			Integrated		
Anti-islanding Protection			Integrated		
AC Overcurrent Protection			Integrated		
AC Short Circuit Protection			Integrated		
AC Overvoltage Protection			Integrated		
DC switch			Integrated		
DC Surge Protection			II		
AC Surge Protection			II		
AFCI			Integrated		
RSD			Optional		
General Parameters					
Communication			Wi-Fi/Ethernet/CAN/RS485		
Topology			Transformerless		
Operating Temperature Range			-30°C to +50°C (45°C to 50°C with derating)		
Cooling Method			Air Conditioner		
Ambient Humidity			5~95%(No Condensing)		
Altitude [m]			2000		
Ingress Protection			IP55, IP66(Inverter)		
Dimensions [H*W*D] [mm]			1980*988*1065		
Weight [kg]			1050(57.3kWh)/1150(71.6kWh)/1250(85.9kWh)/1350(100.3kWh)		
Warranty [Year]			5/10		
Standard			VDE4105, IEC61727/62116, VDE0126, AS4777.2, CEI 0 21, EN50549-1, G98, G99, C10-11, UNE217002, NBR16149/NBR16150, IEC62109-1/-2, NBT32004-2018, EN61000-6-1,EN61000-6-2,EN61000-6-3, EN61000-6-4		



SAJ

CHS2 Series

C & I ALL-IN-ONE ENERGY STORAGE SOLUTIONS

CHS2 is suitable for large residential or small industrial and commercial scenarios. This inverter can support 200% photovoltaic oversizing, which can supply power to loads and charge batteries at the same time, effectively reducing additional grid demand and strengthening the independence of green energy.

CHS2 also adopts high-performance, safe and reliable industrial and commercial 280Ah lithium iron phosphate batteries, supporting 0.5C charge and discharge, and supports a variety of application modes such as self-consumption, time-of-use electricity price and backup power, which greatly meets daily use scenarios. The inverter integrates dry contacts, which can flexibly control external loads such as heat pumps to optimize energy consumption. Compatible with generator access, CHS2 is also suitable for scenarios where the power grid is unstable or there is no power grid, such as micro power grids and isolated islands.



Efficient
& Green




Stable
& Reliable



Convenient
Installation



Multiple
Security

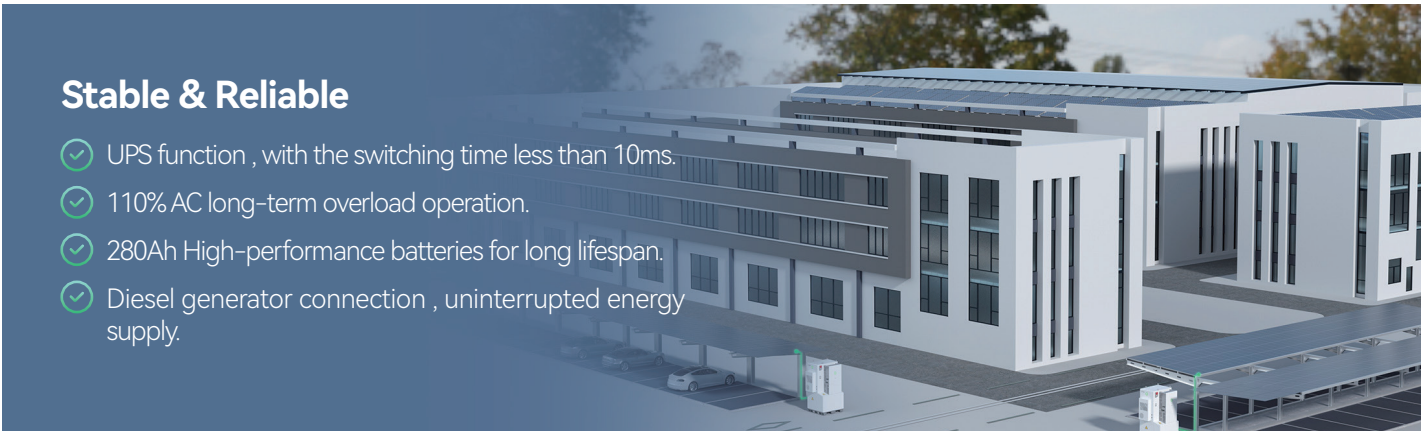


Efficient & Green

- Up to 6MPPTs, 200% PV oversizing.
- Max 22.5A input current, match high power (210) PV panel.
- Parallel connection up to 10PCS, easy for expansion.
- Green energy, reducing fossil fuel consumption.

Stable & Reliable

- UPS function , with the switching time less than 10ms.
- 110% AC long-term overload operation.
- 280Ah High-performance batteries for long lifespan.
- Diesel generator connection , uninterrupted energy supply.



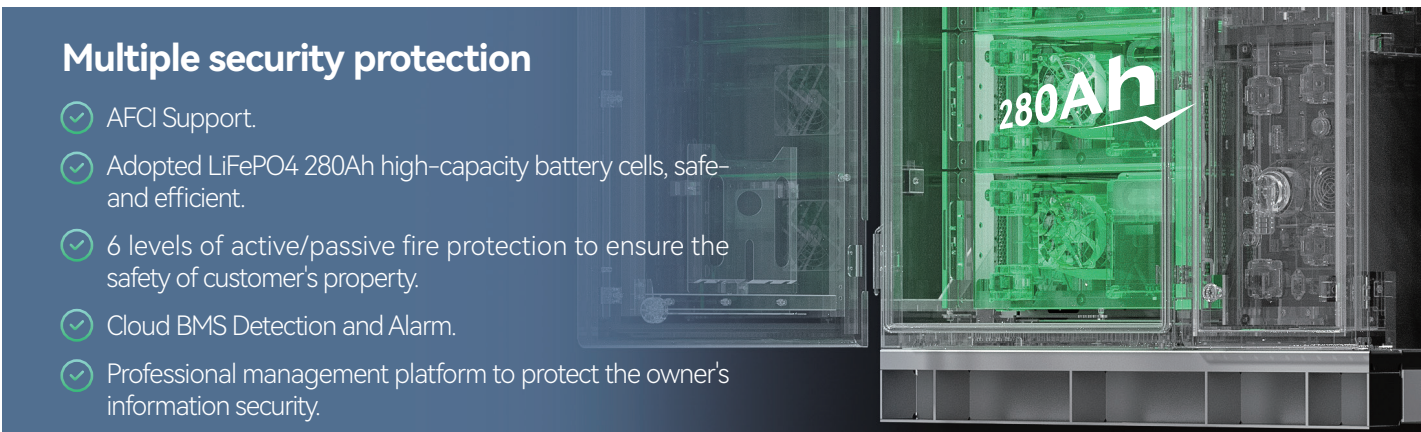


Convenient Installation

- ALL-IN-ONE design, simplifies installation steps.
- Reserved quick connect interface for easy installation.
- Factory preset APP data, one click to complete settings.
- IP55(Battery), IP66(Inverter) , Easy maintenance.

Multiple security protection

- AFCI Support.
- Adopted LiFePO4 280Ah high-capacity battery cells, safe-and efficient.
- 6 levels of active/passive fire protection to ensure the safety of customer's property.
- Cloud BMS Detection and Alarm.
- Professional management platform to protect the owner's information security.



Application Scenarios

